

**Features**

- Flicker free
- Compact size, high PF, external driver
- IP20
- Suitable for Class II light fixtures
- 5-year warranty (please refer to the warranty condition)



**Applications**


· Indoor office lighting · decorative lighting · residential lighting

**Descriptions**

LF-GIF024YSxxxxH is a 24W isolated flicker-free LED driver. Its rated input voltage ranges from 220 to 240Vac and output current ranges from 450 to 600mA. It is suitable for Class II light fixtures, including indoor office lighting, decorative lighting and residential lighting etc.

**Product Model**

LF - GIF 024 YS xxxx H



- H: input voltage: 220-240Vac
- xxxx: output current (e.g. 600: 600mA)
- Y: complies with certifications; S: serial number
- 024: output power: 24W
- G: isolated design; IF: indoor flicker-free LED driver

## ■ Electrical Characteristics

Model		LF-GIF024YSxxxxH				
<b>Output</b>	Output Voltage	25-42Vdc			25-39Vdc	
	Output Current	450mA	500mA	550mA	600mA	
	Flicker	Complies with IEEE 1789-2015 standard.				
	CIE SVM	≤0.4				
	IEC-Pst	≤1.0				
	Current Tolerance	±5%				
	Temperature Drift	±10%				
	Startup Time	<0.5S				
<b>Input</b>	AC Input Voltage	220-240Vac (voltage limit: 198-264Vac)				
	DC Input Voltage	220-240Vdc (voltage limit: 180-264Vdc)				
	Input Frequency	0/50/60Hz				
	Input Current	0.2A max.				
	PF	≥0.96			≥0.97	
	THD	≤15%				
	Efficiency	≥87%		≥87.5%		
	Inrush Current	≤20A&150uS				
	Loading Quantities of Circuit Breaker	Model	B10	C10	B16	C16
		Quantity (pcs)	30	33	48	53
	Leakage Current	≤0.7mA				
Standby Power Consumption	≤0.5W					
<b>Protections</b>	Open Circuit	≤55Vdc				
	Short Circuit	Hiccup mode (auto-recovery)				
	Overload	If the maximum load is exceeded by a defined internal limit, the LED Driver turns off the LED output. The driver will recover automatically once the overload is eliminated.				
<b>Environment Descriptions</b>	Operating Temperature	-30°C - +50°C				
	Operating Humidity	10-95%RH (no condensation)				
	Storage Temperature/ Humidity	-30°C - 85°C (6 months in Class I environment); 0-95%RH (no condensation)				
	Atmospheric Pressure	86-106kPa				

### ■ Electrical Characteristics

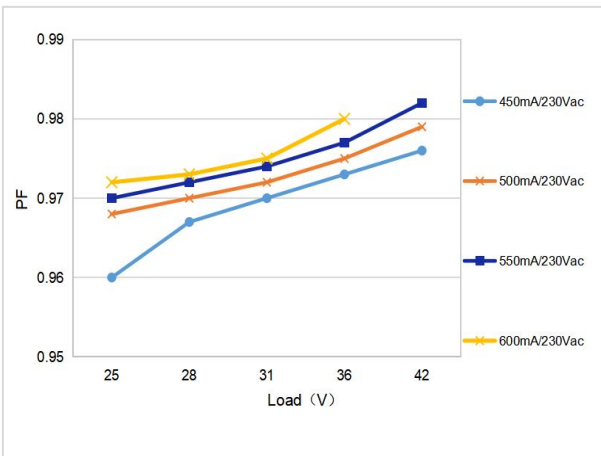
<b>Safety &amp; EMC</b>	Certifications	ENEC, CE, CB, UKCA, RCM, CCC
	Withstanding Voltage	I/P-O/P: 3.75kV&5mA&60S
	Insulation Resistance	I/P-O/P: >100MΩ@500Vdc
	Safety Standards	ENEC: EN61347-1:2015, EN 61347-2-13:2014/A1:2017, EN 62384: 2016/A1:2009 CE-LVD: EN 61347-2-13:2014/A1:2017, EN 61347-1:2015, EN 62493:2015 CB:IEC 61347-1:2015, IEC61347-2-3:2014, IEC 61347-2-13:2014/AMD1:2016 UKCA-LVD: EN 61347-1:2015/A1:2021, EN 61347-2-13:2014/A1:2017, EN 62493:2015 RCM:AS 61347.2-13:2018 CCC:GB19510.1-2009, GB19510.14-2009
	EMI	CE-EMC/RCM:EN55015, EN61000-3-2, EN61000-3-3 UKCA-EMC: EN IEC 55015:2019/A11:2020, EN 61547:2009, EN IEC 61000-3-2:2019/A1:2021, EN 61000-3-3:2013/A2:2021 CCC:GB/T17743, GB17625.1, GB17625.2
	EMS	CE-EMC/RCM: EN61000-4-2, 3, 4, 5 (lightning strike 1kV), 6, 11 CCC: GB/T17626.2, 3, 4, 5 (lightning strike 1kV), 6, 11
<b>Other Parameters</b>	IP Rating	IP20
	RoHS	RoHS 2.0 (EU) 2015/863
	Warranty	5 years (Tc ≤78°C)
<b>Testing Equipment</b>	AC power source: CHROMA6530, digital power meter: CHROMA66202, oscilloscope: Tektronix DPO3014, DC electronic load: M9712B, LED board, constant temperature and humidity chamber, lightning surge generator: Everfine EMS61000-5B, rapid group pulse generator: Everfine EMS61000-4A, spectroanalyzer: KH3935, hi-pot tester: EEC SE7440, flicker tester (flicker-free coefficient test) Everfine LFA-3000, etc.	

**Electrical Characteristics**

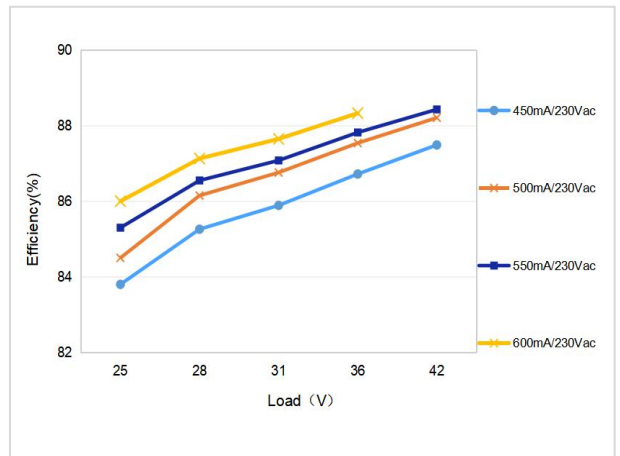
<b>Remarks</b>	<ol style="list-style-type: none"> <li>1. It is recommended that user install over voltage protection, under voltage protection and surge protection devices in the power supply circuits of light fixtures to ensure electricity safety.</li> <li>2. The LED driver used in combination with the end device is one of the accessories of the whole light fixture, and the EMC of the whole light fixture is not only susceptible to the driver itself, but to the LED light fixture and the whole light fixture's wiring. Thus, the manufacturer of LED light fixture should re-confirm the EMC of the whole light fixture before the whole light fixture is finished.</li> <li>3. The test conditions of the circuit breaker configuration quantity are the same as those of the inrush current.</li> <li>4. The PC cover, casing and end cap for assembling the LED driver in the light fixture must meet the fire rating of UL94-V0 or above.</li> </ol>
----------------	--

**Product Characteristic Curves**

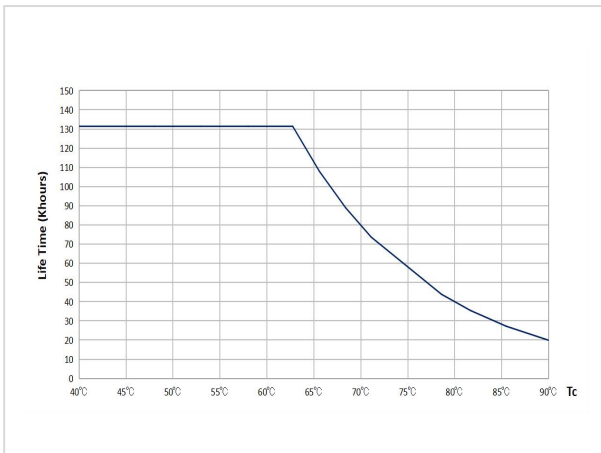
PF Curve



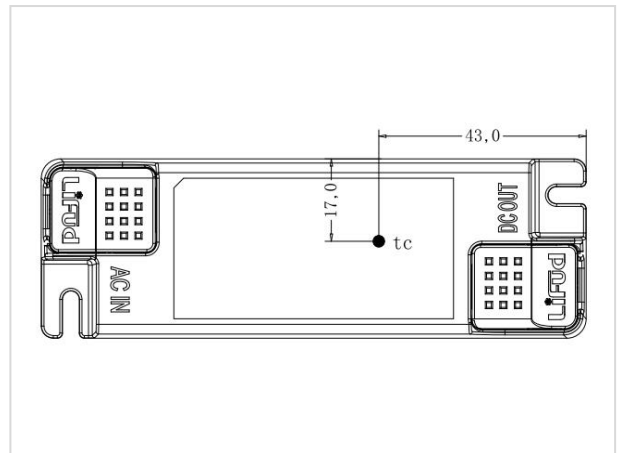
Efficiency Curve



Lifetime Curve



Tc Point Testing Diagram



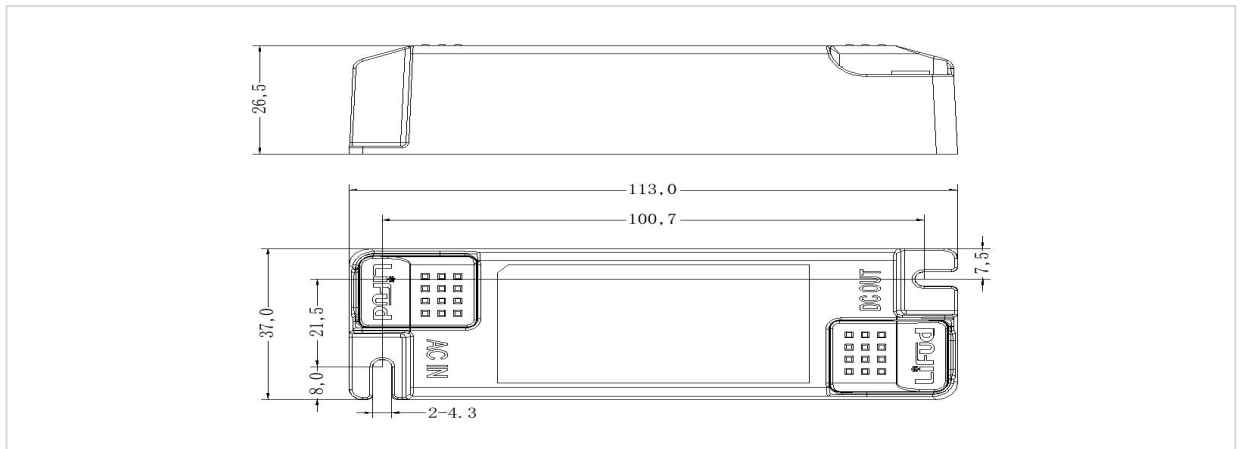
■ **Product Definitions**

Product Terminal

INPUT		OUTPUT	
AC-L	Input terminal of AC live wire	LED+	Positive electrode output of LED driver
AC-N	Input terminal of AC neutral wire	LED-	Negative electrode output of LED driver

■ **Structure & Dimensions (unit: mm)**

Overall Appearance Dimension (L*W*H)	Center-to-center Spacing of Positioning Hole	Diameter of Positioning Hole
113*37*26.5 mm (±0.5mm)	100.7*21.5 mm (±0.5mm)	4.3 mm



■ **Packaging Specifications**

Model	LF-GIF024YSxxxxH
Carton Size	385*285*210mm (L*W*H)
Quantity	14 pcs/layer; 7 layers/ctn; 98 pcs/ctn
Weight	0.068±5%kg/pc; 7.04±5%kg/ctn

## ■ Transportation and Storage

### 1. Transportation

- Suitable transportation means: vehicles, boats and aeroplanes.
- In transit, it is necessary to prepare awnings for rain or sun protection. Moreover, please keep civilized loading and unloading to prevent the vibration or impact of LED driver as much as possible.

### 2. Storage

- The storage of LED driver shall conform to the standard of Class I environment. When using LED drivers which have been stored for more than 6 months, please re-test them firstly. Do not use them unless they are tested to be qualified.

## Cautions

- Please use Lifud LED driver according to its parameters in the specification, otherwise the LED driver may malfunction.
- Using any incompatible light fixtures or those that have not been certified may cause fire, explosion or other risks.
- Man-made damage is beyond the scope of Lifud warranty service.

Remark: Lifud Tecnology Co., Ltd. reserves the right to interpret any contents of this specification.