

# LF-GIF040ESxxxxH

GIF\*ES SELV | Constant Current Compact - Non dimmable



## Product family features

- Low THD < 15% @full load
- Rated supply range: 220–240 VAC
- Ta range: -30 - +45 °C
- Ripple current < 5%
- Fixed output current (non dimmable)
- 5 years guarantee



## Product family benefits

- High efficiency
- Flicker free
- Long lasting and high reliability
- SELV output

## Typical applications

- For panel light
- For office, commercial, decorative and retail lighting

## Product parameters

- Output current 800/850/900/950/1000/1050mA
- Output voltage 9-42Vdc
- Output power 7.2-40W
- Efficiency 90%
- Input voltage 198–264Vac

## Electrical data

### Input data

Nominal input voltage	220 ... 240 V
Input voltage AC	198 ... 264 V
Mains frequency	0/50/60 Hz
Input voltage DC	180 ... 264V <sup>1)</sup>
Power factor	0.95
Efficiency	90% <sup>2)</sup>
Output current tolerance	±5%
Input current	0.28A Max
Inrush current	30A <sup>3)</sup>
Loading no. on circuit breaker 10 A (B)	26
Loading no. on circuit breaker 10 A (C)	44
Loading no. on circuit breaker 16 A (B)	43
Loading no. on circuit breaker 16 A (C)	71
Protective conductor current	≤0.7mA

### Output data

Nominal output voltage	9 ... 42V
Nominal output current	800/850/900/950/1000/1050mA <sup>4)</sup>
Default output current	-
Current set	-
Maximum output power	40W
Nominal output power	7.2-40W
Output ripple current (100 Hz)	<5 %
Flicker	Complies with IEEE Std 1789-2015
CIE SVM	≅0.4
IEC-Pst	≅1
Temperature tolerance	±10%
Starting time	<0.5S
THD	≅15%
Device power loss	/

### Safety

Withstanding Voltage	I/P-PG: 3.75kV&5mA&60S
Surge capability (L-N)	1 kV
Surge capability (L/N-Ground)	-
Insulation Resistance	I/P-PG: > 100MΩ@500Vdc
Guarantee	5 years <sup>5)</sup>

1) DC input is only for emergency with the maximum using time of 90 mins

2) @full load

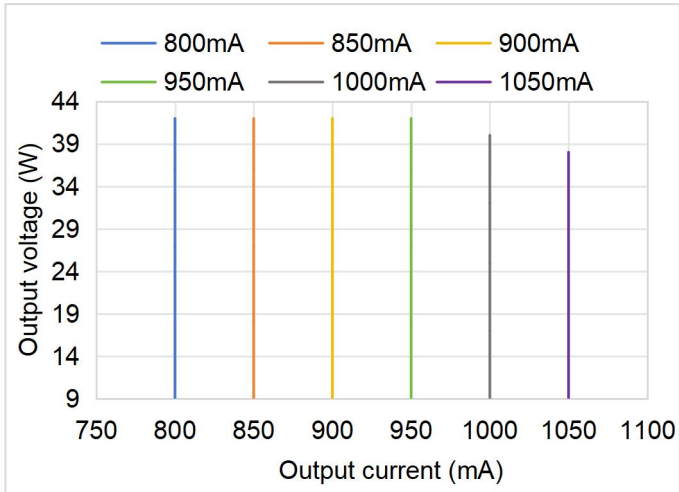
3) t =150 μs

4) 1000mA@40V, 1050mA@38V

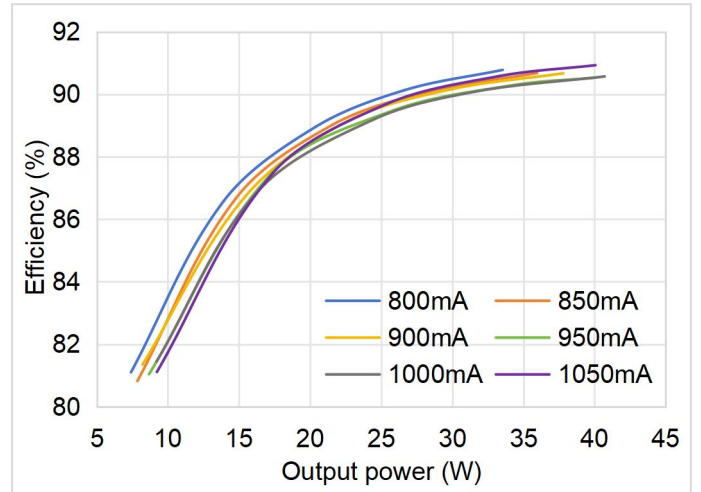
5) 5 years@Tc≅75°C

# Characteristic diagram

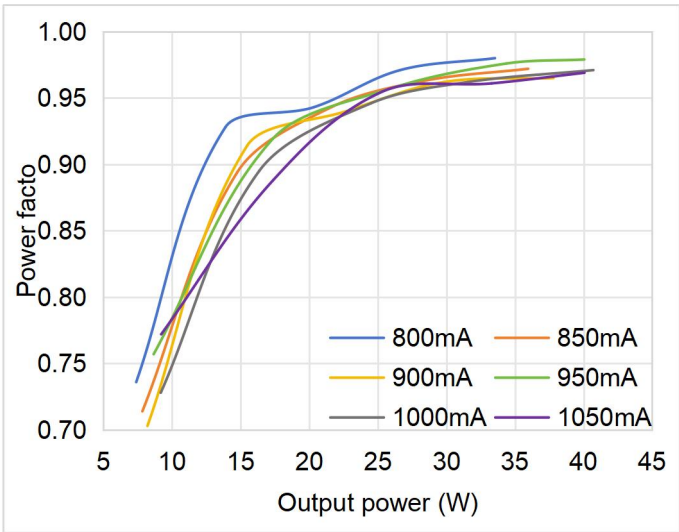
Operating Window



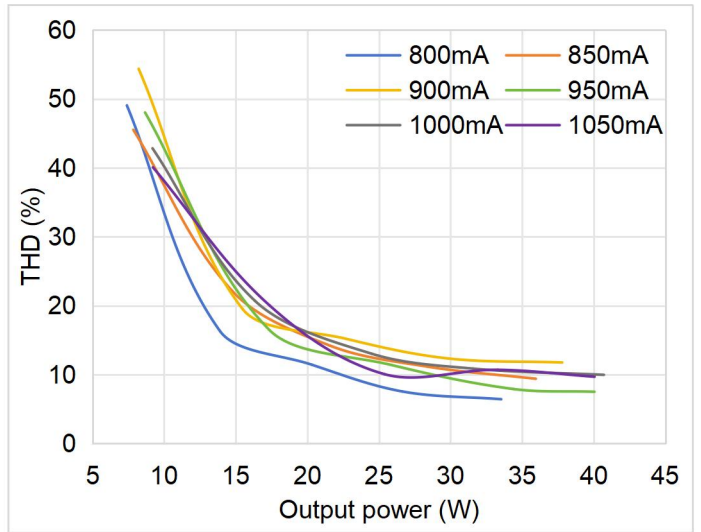
Typical Efficiency vs Load



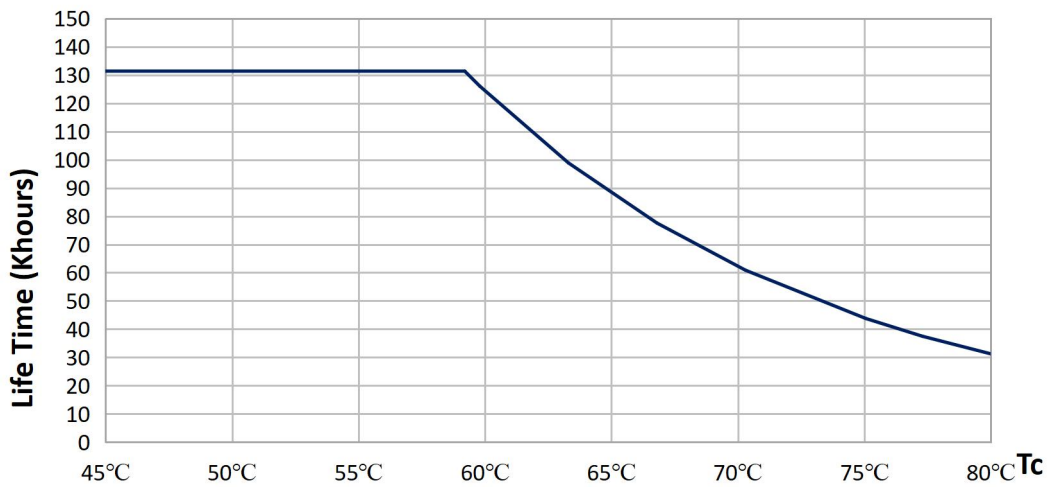
Typical Power Factor vs Load



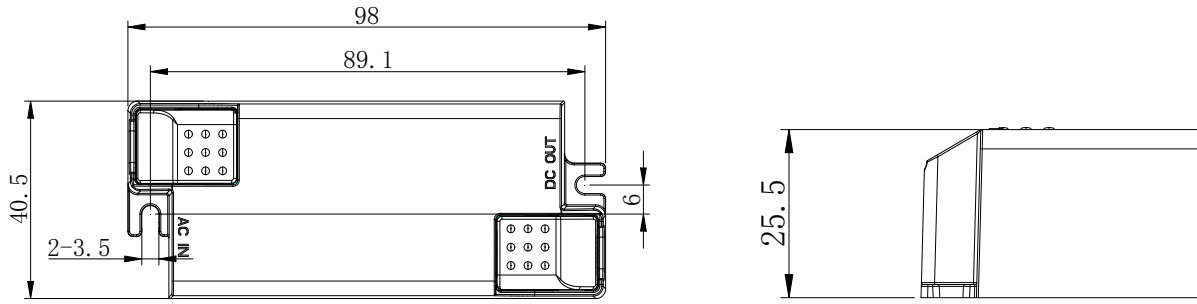
Typical THD vs Load



## Lifespan



## Dimensions



Mounting hole spacing, length	89.1mm
Product weight	70.00 g
Cable cross-section, input side	0.75 ... 1.5 mm <sup>2</sup>
Cable cross-section, output side	0.5 ... 1.5 mm <sup>2</sup>
Wire preparation length, input side	7 ... 8mm
Wire preparation length, output side	7 ... 8mm
Length	98.0mm
Width	40.5mm
Height	25.5mm

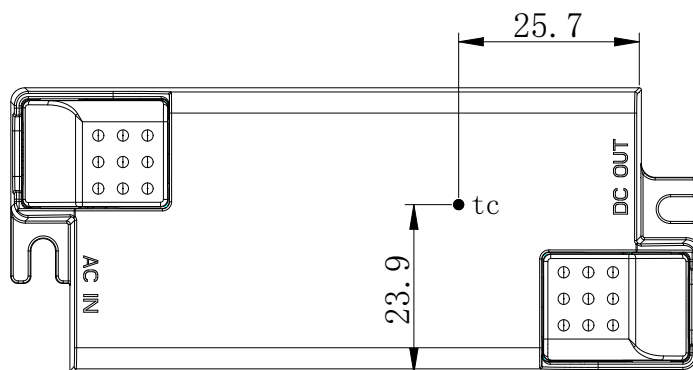
## Colors & materials

Casing material	PC
Casing color	White

## Temperature & operating conditions

Ambient temperature range	-30 ... +45°C
Maximum temperature at tc test point	80°C
Temperature range at storage	-30 ... +80°C (6 months in Class I environment)
Humidity range at storage	10-95%RH (no condensation)
Humidity during operation	20-90%RH
RoHS	RoHS 2.0 (EU) 2015/863

## Tc test point



Note: The picture is a front view, and the Tc point is on the front of the product.

## Product Terminal

Input		Output	
AC-L	AC live wire input	LED+	Positive electrode output of LED driver
AC-N	AC neutral wire input	LED-	Negative electrode output of LED driver

## Capabilities

Dimmable	-
Overheating protection	When the front temperature of U2 reaches 137°C, the output current decreases
Overload protection	-
Short-circuit protection	Automatic reversible
No-load protection	<55V
Max. cable length to lamp/LED module	2.0m
Suitable for fixtures with prot. class	II
Control interface	-
Output interface	1 channel

## Programming

Programming device	-
DALI control software	-
APP	-

## Certificates & standards

Approval marks – approval	CCC, ENEC, CB, CE, RCM, UKCA
Standards	GB 19510.1-2009, GB 19510.14-2009, GB 7000.1-2015 IEC/EN 61347-2-13, IEC/EN 61347-1, IEC/EN 62493 IEC/EN 62384 AS 61347.1, AS 61347.2.13
EMC	GB 17625.1-2022, GB/T 17743-2021 EN 55015, EN 61547, EN 61000-3-2,3
Type of protection	IP20

## Logistical Data

Product	Packaging unit (Pieces/Unit)	Dimensions (L*W*H)	Volume	Gross weight
LF-GIF040ESxxxxH	140	385 mm x 285 mm x 210 mm	23.04 dm <sup>3</sup>	10.4kg±5%

## Test equipment & condition

<b>Test Equipment</b>	AC power source: CHROMA6530, digital power meter: CHROMA66202, oscilloscope: Tektronix DPO3014, DC electronic load: M9712B, LED board, constant temperature and humidity chamber, lightning surge generator: Everfine EMS61000-5B, rapid group pulse generator: Everfine EMS61000-4A, spectroanalyzer: KH3935, hi-pot tester: EEC SE7440, flicker tester (flicker-free coefficient test): Everfine LFA-3000, etc.
-----------------------	---

If there are no special remarks, the above parameters are tested at the ambient temperature of 25°C, humidity of 50%, full load and input voltage of 230Vac/50Hz.

## Additional information

1. It is recommended that user install the over voltage protection, under voltage protection and surge protection devices in the power supply circuits of light fixtures to ensure electricity safety.

2. The LED driver used in combination with the end device is one of the accessories of the whole light fixture, and the EMC of the whole light fixture is not only susceptible to the driver itself, but to the LED light fixture and the whole light fixture's wiring. Thus, the manufacturer of LED light fixture should re-confirm the EMC of the whole light fixture before the whole light fixture is finished.

3. The test conditions of the circuit breaker configuration quantity are the same as those of the inrush current.

4. The PC cover, casing and end cap for assembling the LED driver in the light fixture must meet the fire rating of UL94-V0 or above.

## Transportation & storage

Suitable transportation means: vehicles, boats and aeroplanes.

In transit, it is necessary to prepare awnings for rain or sun protection. Moreover, please keep civilized loading and unloading to prevent the vibration or impact of LED driver as much as possible.

The storage of LED driver shall conform to the standard of Class I environment. When using LED drivers which have been stored for more than 6 months, please re-test them firstly. Do not use them unless they are tested to be qualified.

## Cautions

Please use Lifud LED driver according to its parameters in the specification, otherwise the LED driver may malfunction.

Using any incompatible light fixtures or those that have not been certified may cause fire, explosion or other risks.

Man-made damage is beyond the scope of Lifud warranty service.

## Disclaimer

Subject to change without notice. Errors and omission excepted. Always make sure to use the most recent release.

Lifud Tecnology Co., Ltd. reserves the right to interpret any contents of this specification.