


# PRODUCT DATASHEET

## LVCOB VAL-048-1207-GEN3

COB LED VALUE 48W 1207 GEN3



---

### AREAS OF APPLICATION

- Track Light
- Spot Light
- Par Light
- Bulb Light
- Down Light

---

### PRODUCT BENEFITS

- Good consistency of light color, high flux, high efficiency
  - Low thermal resistance, good thermal stability
  - Strong compatibility, easy to install and use
  - High reliability
  - LM-80 Certified and applied with RoHS standard
  - ANSI standards
-

**TECHNICAL DATA**

Basic Parameters

Model	CCT	RA Min.	R9 Min.	Luminous Flux(LM)			Typ. Lumens (LM/W) Tj=25°C	Typ. Current (mA)	Thermal Resistance Rj (°C/W)
				Tj=85°C		Tj=25°C			
				Min.	Typ.	Typ.			
VAL-048-1207-V2780-GEN3	2700K	80	0	2666	2898	3220	144	630	0.68
VAL-048-1207-V3080-GEN3	3000K	80	0	2806	3050	3389	152	630	0.68
VAL-048-1207-V3580-GEN3	3500K	80	0	2890	3142	2491	157	630	0.68
VAL-048-1207-V4080-GEN3	4000K	80	0	2946	3203	3558	160	630	0.68
VAL-048-1207-V5080-GEN3	5000K	80	0	2932	3187	3542	159	630	0.68
VAL-048-1207-V5780-GEN3	5700K	80	0	2918	3172	3525	158	630	0.68
VAL-048-1207-V6580-GEN3	6500K	80	0	2904	3157	3508	157	630	0.68
VAL-048-1207-V2790-GEN3	2700K	90	50	2242	2437	2708	121	630	0.68
VAL-048-1207-V3090-GEN3	3000K	90	50	2385	2593	2881	129	630	0.68
VAL-048-1207-V3590-GEN3	3500K	90	50	2481	2696	2996	135	630	0.68
VAL-035-1205-V4090-GEN3	4000K	90	50	2600	2826	3140	141	630	0.68
VAL-048-1207-V5090-GEN3	5000K	90	50	2588	2813	3126	140	630	0.68
VAL-048-1207-V5790-GEN3	5700K	90	50	2576	2800	3111	139	630	0.68
VAL-048-1207-V6590-GEN3	6500K	90	50	2564	2787	3097	139	630	0.68

**Device tolerance**

- For luminous flux:±7%
- Voltage±5%
- device tolerance for color coordinate:±0.002
- Ra/R9±2

**TECHNICAL DATA**

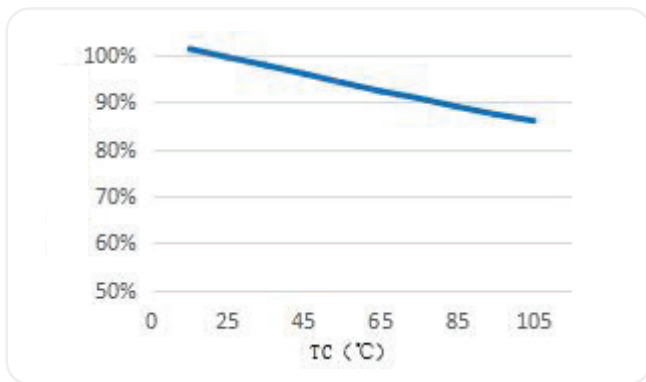
## Limit Parameters

Parameters	Symbol	Min	Typ	Max	Unit
Forwad V	Vf	32	35.4	38	V
Forwrđ A	If	-	630	1400	mA
Power	Pi	-	22.3	53.2	W
Junction Temp	Tj	-	-	150	°C
Attractions (HBM)	-	-	-	8000	V
View Angle	2 0 1/2	-	120	-	Degrees
Operation Temperature	Top	-20	-	+85	°C
Storage Temperature	Tst	-40	-	+100	°C
Welding Temperature	Tsol	-	-	350	°C

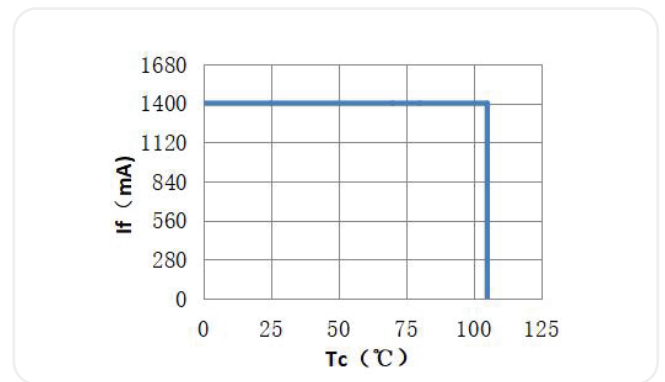
- Ta=25°C Bonding pad Tc≤85°C. In actual condition, silica gel surface temperature of ≤130°C

RELIABILITY TEST CURVE

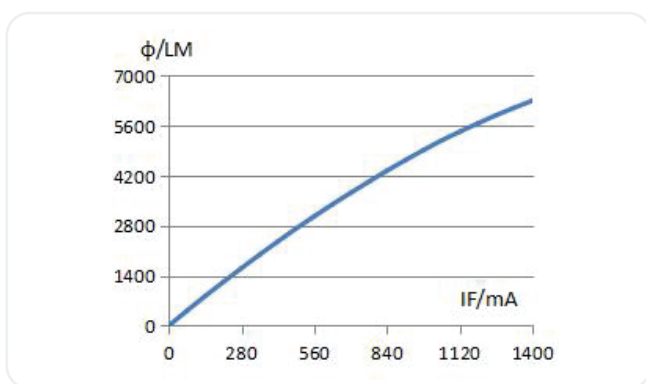
Temperature vs Lumen



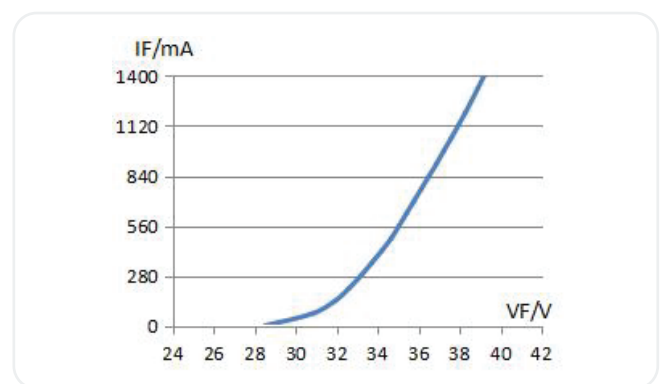
TC vs IF Curve



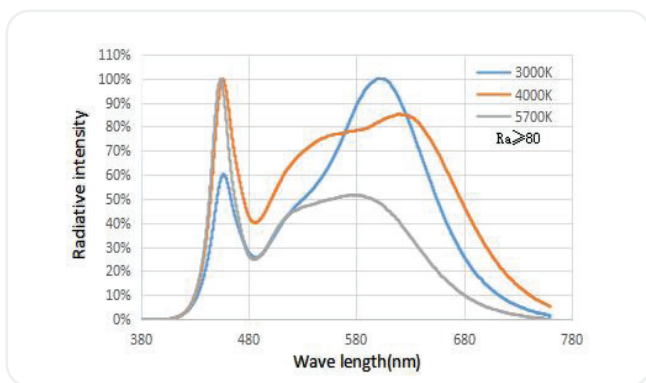
Current vs Lumen



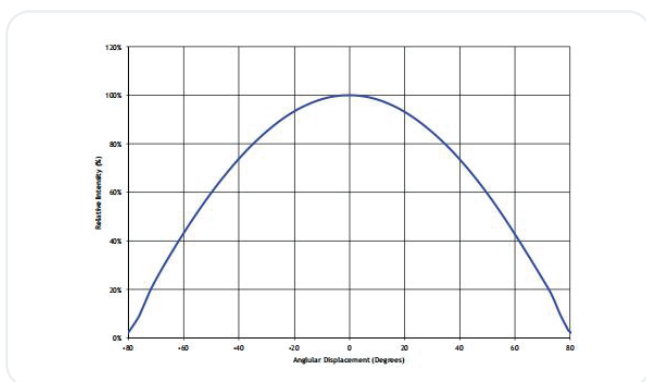
Voltage vs Curve



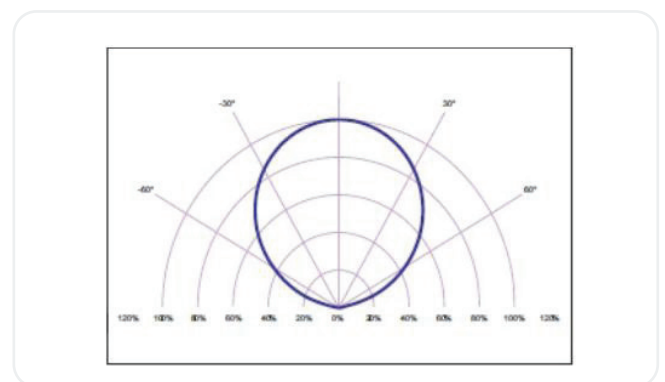
Relative Spectral Curve



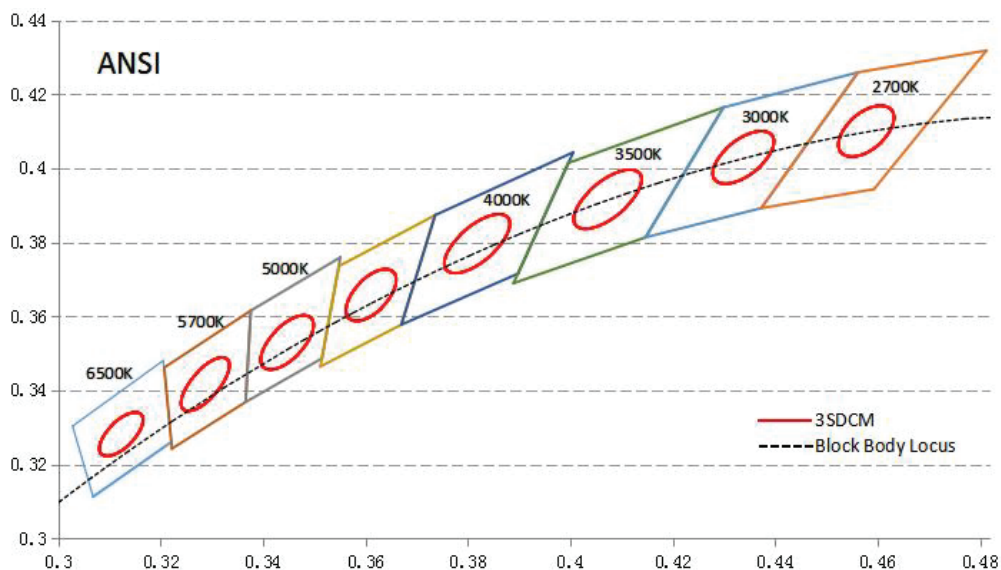
Light Distribution Diagram



Voltage vs Curve



White Bins On CIE-1931



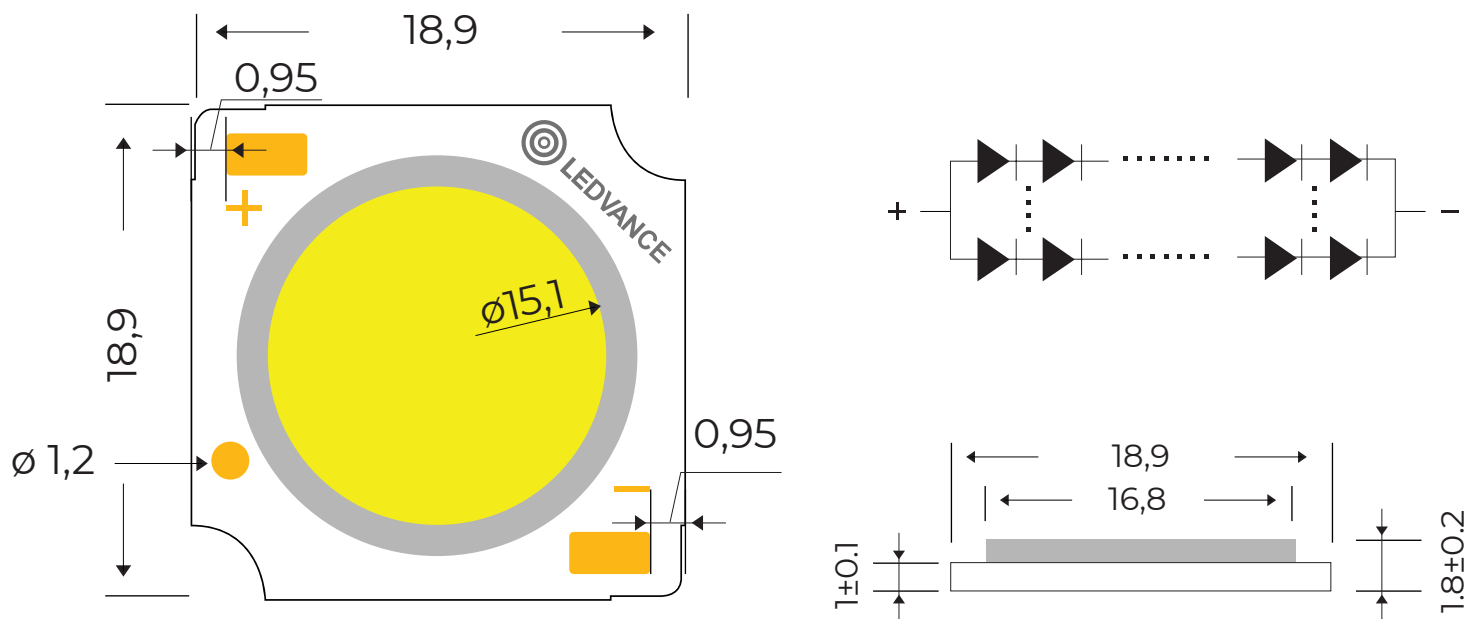
Color Temperature and BIN

<b>CT</b>	2700K	3000K	3500K	4000K	4500K	5000K	5700K	6500K
<b>CT Range</b>	2660-2790	2970-3125	3350-3575	3850-4110	4350-4640	4835-5235	5440-5920	6250-6850
<b>CT Factor</b>	±65	±77.5	±112.5	±130	±145	±200	±240	±300
<b>Bin No</b>	L3	M3	N3	O3	P3	Q3	R3	T3

CCT	Chromaticity Tolerances	Central Point Coordinates		Long Axis A	Short Axis B	Rotation Angle
		X	Y			
2700K	3SDCM	0.4578	0.4101	0.00774	0.00411	57.28
3000K	3SDCM	0.4338	0.403	0.00834	0.00408	53.17
3500K	3SDCM	0.4073	0.3917	0.00951	0.00417	52.97
4000K	3SDCM	0.3818	0.3797	0.00939	0.00402	54.00
4500K	3SDCM	0.3611	0.3658	0.00774	0.0036	61.00
5000K	3SDCM	0.3447	0.3553	0.00822	0.00354	59.62
5700K	3SDCM	0.3287	0.3417	0.0081	0.003	61.00
6500K	3SDCM	0.3123	0.3282	0.00669	0.00285	58.38

- Product color sorting test according to standard current, if using with other current, light/color will change.
- If customers need specific IEC standards, please let us know before placing an order. We will adjust the standards to meet your special requirements.

MECHANICAL DIMENSION



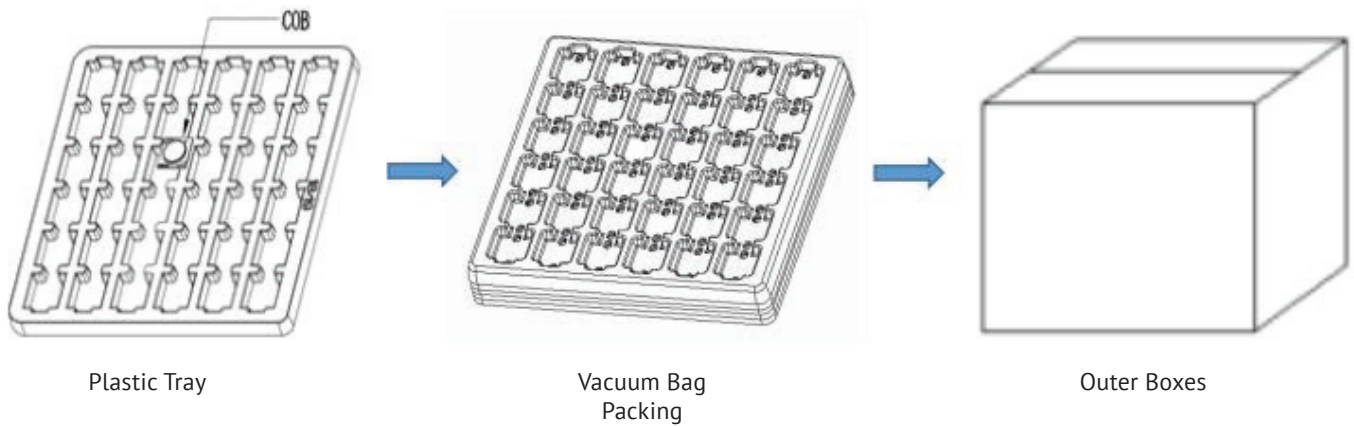
ENCODING

LVC0B - PDF - 006 - 1202 - P4080 - GEN3

- Generation: GEN /.../ GEN3
- CRI: 70:70 CRI /.../ 90:90CRI
- Kelvin: 30:3000K /.../ 65:6500K
- P: Performance  
V: Value
- Series - Paralel Numbers  
1206:1206 / 1208:1208 etc.
- Watt: 40W - 040 / 50W - 050 / 54W - 054 etc.
- Product Series: VAL - Value / PFM - Performance
- Product Family: LEDVANCE COB

**MANNER OF PACKING**

COB Packing: Tray + Anti-static bag with vacuum packing + Outer boxes



Box Size	Length (cm)	Width (cm)	Height (cm)
Big	38.5	38.5	23
Medium	33	23	19

PN Base	PCS / Tray	Tray / Bag	PCS / Bag	Bag / Pcs / Big Box	Bag / Pcs / Medium Box
PFM-006-1202	36	5	180	24/4320	10/1800
PFM-009-1203	36	5	180	24/4320	10/1800
PFM-040-1206	25	5	125	24/3000	10/1250
VAL-050-1208	25	5	125	24/3000	10/1250
PFM-054-1208	25	5	125	24/3000	10/1250
PFM-165-1818	16	5	80	26/2080	10/800

## CAUTIONS

### 1. Storage

The storage environment humidity is <60%, the temperature is maintained at 20°C-30°C. Once the COB light sources have been unsealed, please install them within 168H; if it is not used up within 168H, please vacuum it and keep it sealed. After sealing, the effective use period is 1 year.

### 2. Application

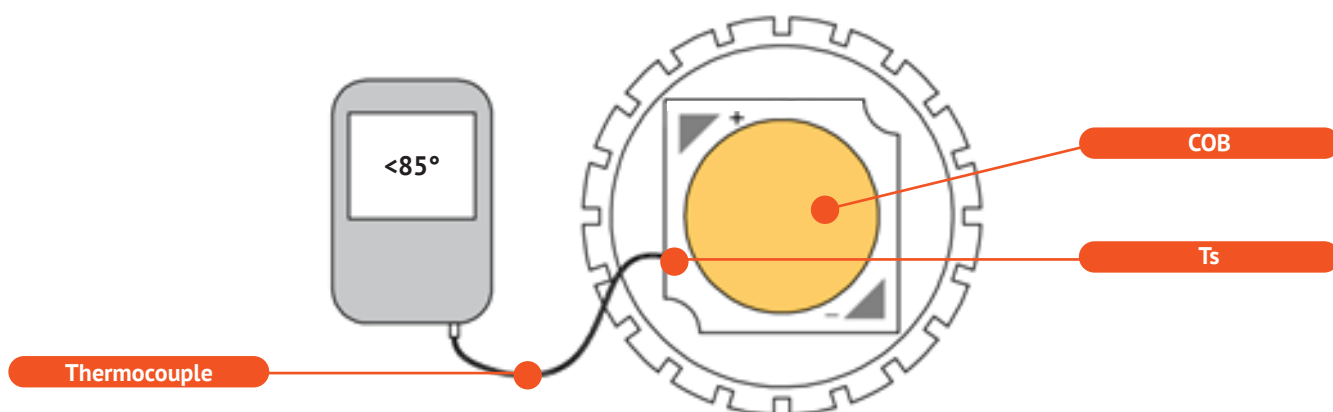
When welding, the soldering iron should be properly grounded. When manual welding, the temperature of the iron must be lower than 350°C, welding time shall not exceed 3 seconds and shall be cooled to room temperature before welding again. When welding, no external force should be put on the colloidal surface and the surrounding dam glue (such as pressure, friction or sharp metal nails, etc.) or it will cause deformation of gold wire or broken wire... In order to reduce the contact thermal resistance during assembling, please note that the thermal conductivity paste coating is uniform with proper distribution area, too little thermal conductivity paste or uneven application level is not okay. When using thermal conductive rubber pad, make sure that the base plate and thermal conductive rubber pad are in complete contact after screw installation, No hollow space is allowed. After welding, please do not let the heat conduction silicon grease, oil... to the luminous surface, dirt can be removed with an air gun, do not use sulfur, chlorine element liquid or washing board water to clean, Air gun pressure: 0.5mpa, time 1-2 seconds, distance: more than 20cm apart. In order to prevent external substances from entering the interior of the LED and causing damage to the LED, the environment and kit used must have a single bromine element content of less than 900PPM, a single chlorine element content of less than 900PPM, a total bromine and chlorine element content of less than 1500PPM, and sulfur and compound components must not exceed 100PPM.

### 3. Electrostatic Protection

This product is sensitive to static electricity, so effective protective measures must be taken when using this product to effectively prevent the damage of LED light source from static electricity and surge. When the high voltage current generated by static electricity exceeds the maximum rating of LED light source, the LED light source will be damaged or even completely invalid. Therefore, Customers should take effective measures to prevent static electricity and surge when using the products. Suggested grounding resistance is 10Ω or less.

### 4. Over-temperature, over current protection

Do not press the luminous silicon surface at any time to avoid bad effect or even ineffective to the COB. It is recommended to design grounding circuit for the whole lamp design.



The working humidity is between 50% and 80%, and the working environment is between -10°C and 85°C, otherwise, there will be hidden dangers of electrostatic breakdown and large current impact. When using this product, please ensure that it is used within the maximum rating (maximum current and Tc and glue surface temperature) specified in this specification. Any adverse consequences arising from failure to comply with the maximum rating and description of the product specifications shall not be covered by the warranty.

### 5. Thermal desing

A good use effect of LED light source depends on the thermal resistance of LED light source, external thermalresistance, power loss and ambient temperature.

High junction temperature of LED will affect the light flux and the working life of the light source. Full consideration of these factors is highly recommended in heat dissipation design.