


PRODUCT DATASHEET

LVED PFM 21/220-240/500

PERFORMANCE INDOOR DRIVER



AREAS OF APPLICATION

- LED Panel
- LED Spot Light
- LED Down Light

PRODUCT BENEFITS

- Class II, SELV, Independent
- Input Voltage 220-240VAC
- Protections: SCP/OLP/OVP
- Power Factor: 0.85
- Efficiency: $\geq 85\%$
- 5 years warranty

TECHNICAL DATA

General

Model Name	LVED PFM 21W/220-240/500
Driver Type	Non-dim driver
Region	Turkey
Certification and Report	CB, CE, ENEC, ROHS, REACH, EMC
Indoor / Outdoor	Indoor
IP Level	IP20
Protection Class	Class II
Application Character	Independent

Electrical Data

Requirement	Condition	Rated Value	Tolerance	Unit
Input Voltage		220-240VAC		VAC
Input Voltage		176-280V		VDC
Input Current		0.18A MAX. @Full Load,198V		mA
Input Wattage		24.7W Max.		W
No-load power	Steady state	≤0.5W		W
Stand-by power		≤0.5W		W
Power Factor		>0.85C@Full Load,240VAC		
Driver Efficiency		85%		%
Total Harmonic Distortion (THD)	Steady state testing at rated input voltage range	<20% @Full Load,230VAC		%
Output Power	Steady state	21 W Max.		W
Driver Output Voltage (V)	Steady state testing at rated voltage	24-42VDC		V
Driver Output Current (mA)		500mA		mA

Driver Output Current / Voltage Line Regulation (For Constant Current Driver)	Steady state testing at rated output voltage range	±5% @220-240VAC	%
Output Ripple Current Percentage (%)	$(I_{\max} - I_{\min}) / (I_{\max} + I_{\min}) * 100\%$	≤ ±5% @Full Load, 230VAC	%
Start Delat Time		<1S	S
Inrush Current [A] At Test Voltage	Testing at mains supply	10A Max. /300µs@230V, Full Load.	A
Inrush Charge Time Th50 [us]			S
Dimming Range			%
Dimming Compatibility			%

Lifetime and Application Environment

Requirement	Condition	Rated Value	Unit
Ambient Temperature Range (Ta)		-20 ~ +45	°C
Max. Tc temperature of driver in fault condition	Test at Max. Ta	110	°C
Max. Tc temperature of driver	Test at Max. Ta, and measured on tc point indicated of the product label.	75°C	°C
Storage Temperature Range		-25°C...+80C	°C
Operating humidity Range		20%-90%RH	%
Rated Lifetime	Tc=65 °C	>50.000	h
Warranty year	Acc. to purchasing & sales agreement	5	year
MTTF		TBD	Hrs
Switching Cycle	25°C 0.5min on /0.5min off cycle	15000	times

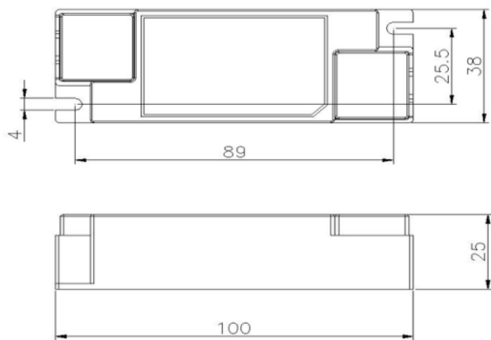
Key Material

Requirement	Condition	Rated Value	/
Down housing Material	PP	Glass/ ABS/PC/PS/PP/PMMA/ Aluminium	/
Down housing color	White	RALxxxxx White/Black/Gray	/
Up housing Material	PP	Glass/ ABS/PC/PS/PP/PMMA/ Aluminium	/
Up housing color	White	White/Black/Gray/Transparent	/
End cap material	PP	Glass/ ABS/PC/PS/PP/PMMA/ Aluminium	/
End cap color	Orange	White/Black/Gray/Transparent	/
Housing fire rating	TBD	94V0	/

Protection Function

Requirement	Condition	Rated Value	/
Output circuit short protection	Rated input voltage	Yes	/
Output circuit open protection		No	
Output circuit over voltage protection		Yes Protection Point	/
Overload protection		Yes Protection Point	/
Over temperature protection		No	/
Noise level (single lamp)	Test at 20cm with noise testing equipment	≤20	dB

Dimensions & Weight



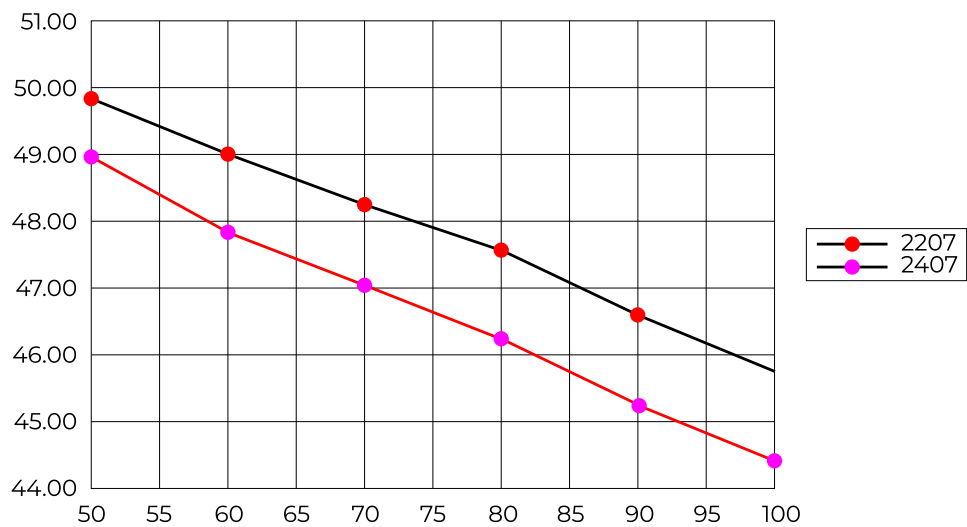
Length	100 mm
Width	38 mm
Height	25 mm
Cable length (AC)	-
Cable length (DC)	-
Cable length (DIM)	-

Note: please mark LED driver and luminaire module Tc test point in picture as above

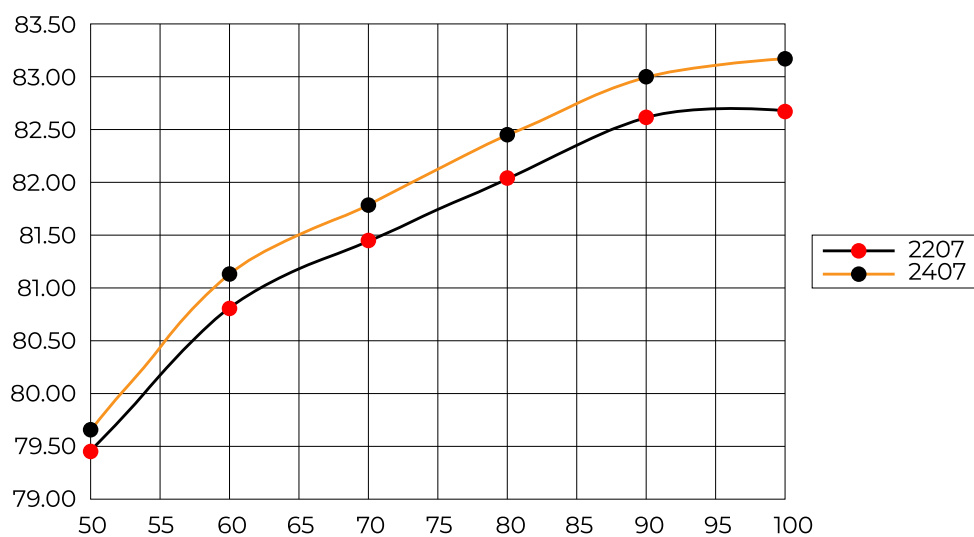
Short Text	EAN-010	EAN-040
LVED PFM 21W/220-240/500 VS126 TR LEDV	-	-

Curve

Typical THD v.s Load

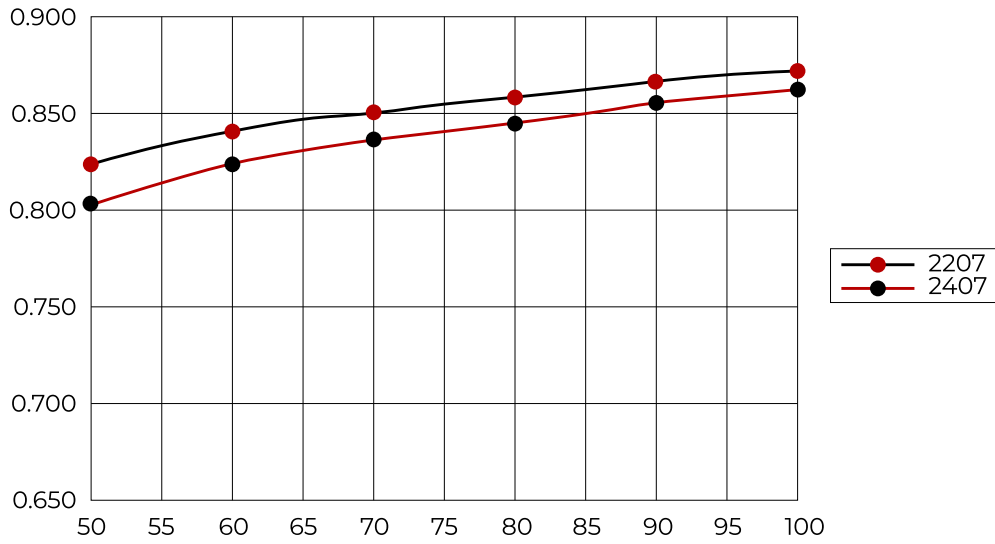


Typical Efficiency v.s Load



Curve

Typical Power Factor v.s Load



Typical Lifetime v.s Tc

