


PRODUCT DATASHEET

LVED CV 24W/12/IP67/P G1

FULL PROGRAMMABLE OUTDOOR DRIVER



FEATURES

- Class II structure
- Input voltage: 100-240Vac~50/60Hz
- Efficiency: 85%(Typ.)
- Plastic housing structure, protection grade: IP67
- Lightning protection level: differential mode 4KV
- All-round protection: output temperature, output over-voltage, output over-current, short circuit protection
- 3 years warranty

PRODUCT INTRODUCTION

24W is a series of constant voltage products with output power of 24W. Can operate in the input voltage range of 90-264Vac, and provide 12Vdc, 24Vdc, 36Vdc, with perfect output over voltage, over current, overload, short circuit protection. The product is designed with IP67 protection grade. The plastic housing greatly improves the reliability of outdoor applications. Provide reliable power supply solutions for outdoor landscape lighting, architectural lighting, and advertising signage lighting.

TECHNICAL DATA

Model List

Model	Input Voltage	Output Power	Output Voltage	The Default Current	Eff. (Typ.)	PF
24W-V12	100-240V 50/60Hz	24W	12Vdc	0-2A	≥84%	0.5
24W-V24	100-240V 50/60Hz	24W	24Vdc	0-1A	≥85%	0.5

Note
 1. Test conditions of the above parameters: Ta=25°C, 230Vac input, full load operation for 30 minutes;
 2. Including setting error, linear adjustment rate and load adjustment rate;
 3. Power supply is used as a component with terminal equipment. EMC is affected by the whole set of devices. Terminal equipment manufacturers need to re-confirm the EMC for the whole set of devices.

Input Characteristics

Parameter	Min	Typ.	Max	Note
Rated input voltage	100Vac 140Vdc	230Vac	240Vac 330Vdc	-
Input Voltage Range	90Vac	-	264Vac	-
Rated frequency	47Hz	50/60Hz	63Hz	-
Power factor	-	>0.5	-	Full load, 230Vac input
Input current	-	-	0.2A	Full load, 100Vac input
Inrush current	-	-	70A	230Vac, Cold start (25°C)
16A Circuit breaker The number of power supplies of the same model can be configured	30pcs (Type B circuit breaker) 50pcs (Type C circuit breaker) for 230Vac input			

Output Characteristics

Parameter	Min	Typ.	Max	Note
Rated current 24W-V12 24W-V24	-	2A 1A	-	-
Output current range 24W-V12 24W-V24	0	-	2A 1A	-
Rated output voltage 24W-V12 24W-V24	-	12V 24V	-	-
Rated power (100-240Vac)	-	24W	-	-

Parameter	Min	Typ.	Max	Note
No-load voltage 24W-V12 24W-V24	-	-	12.8V 24.8V	-
Efficiency@230Vac 24W-V12 24W-V24	84% 85%	85% 86%	-	Full load @230Vac
Output voltage Ripple	-	<2%	-	Full load
Accuracy of output voltage	-3%	-	+3%	Full load
Line regulation	-2%	-	+2%	50-100% load@230Vac
Load regulation	-2%	-	+2%	50-100% load@230Vac
Starting time	-	-	500ms	Full load@230Vac

Input Characteristics

Function	Function instructions
Output overload protection	Protection mode: hiccup mode, recovers automatically after fault condition is removed.
Output short circuit protection	Hiccup mode: recovers automatically after fault condition is removed
Output over-voltage protection	Output voltage > working voltage 1.08-1.2 Hiccup mode: recovers automatically after fault condition is removed
Output over-current protection	Output current >1.1-1.5 times, Hiccup mode: recovers automatically after fault condition is removed

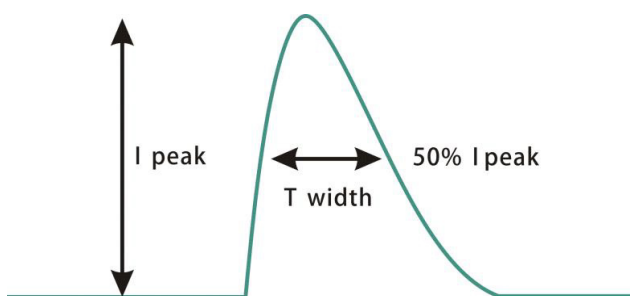
Safety and EMC

Safety categories	Standard
Safety	GB4943.1, IEC62368-1, EN62368-1, UL8750
EMC	GB/T 9254.1, EN55032/55035
Surge protection	Differential mode L-N ±2KV (2 ohm), Refer to IEC61000-4-5 2014
High-pot test	I/P-O/P:3.75KVac
Insulation impedance	I/P-O/P:100M Ohms/500Vdc/ 25°C/ 70% RH
Leakage current	<5mA@240Vac

Environmental

Environmental categories	Parameter
Working temperature	-40~55°C/90°C@230Vac;-40~45°C/90°C@100Vac(refer to "Life Curve")
Safe housing temperature	-40~90°C
Working humidity	20 ~ 95% RH, non condensing
Storage temperature / humidity	-40 ~ +80°C, 10 ~ 90% RH
Resistant to vibration	10 ~ 500Hz, 5G 12 min/cycle, X, Y, Z axis 72 min each
MTBF	230Khrs min. MIL-HDBK-217F (Ta=25°C)
Lifetime	30,000 hours @Tc<75°C, 230Vac, 100% Load, Please refer to "Tcase VS Lifetime" section

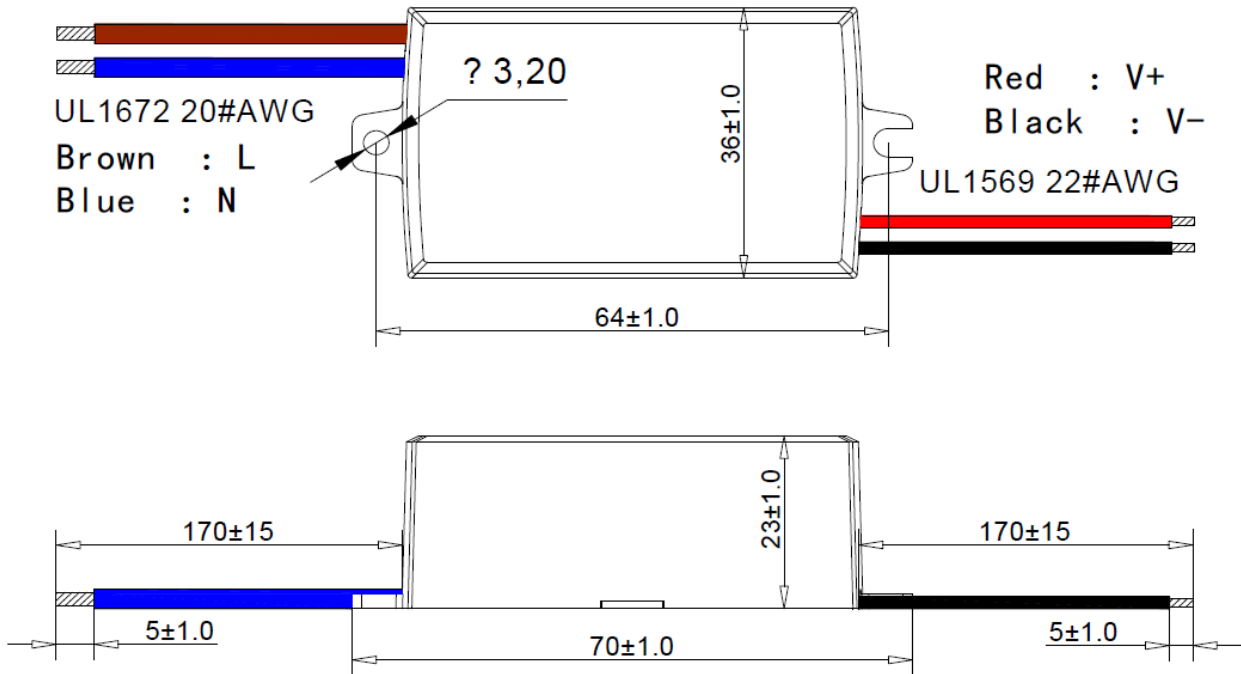
Inrush Current



Input Voltage	Peak Current	T(@50% Peak current)
100Vac	46.67A	52us
230Vac	43.7A	58us
264Vac	50A	56us

Note: After triggering OTP, there is a flashing light phenomenon on the input switch

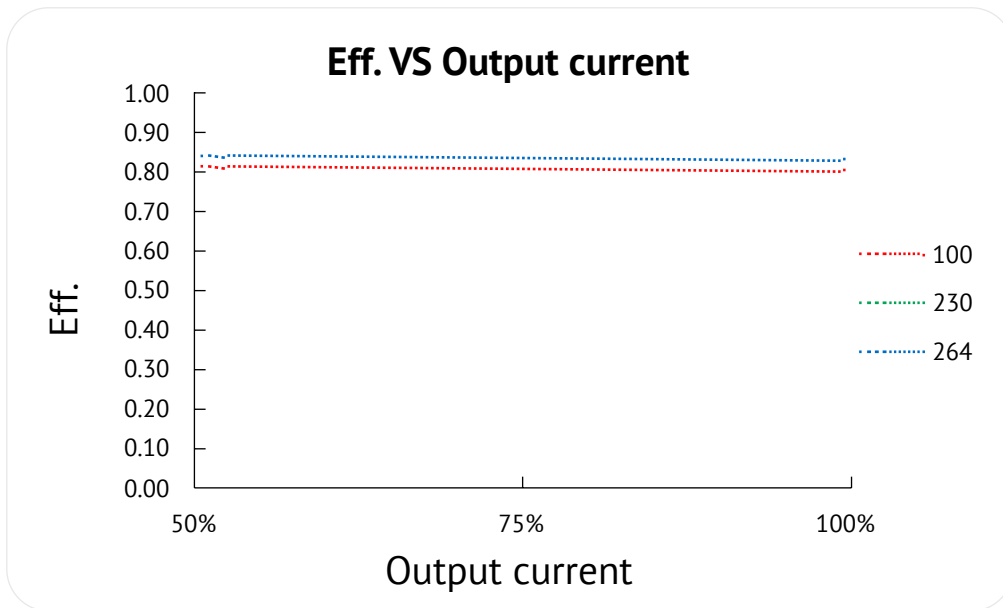
Dimensions & Weight



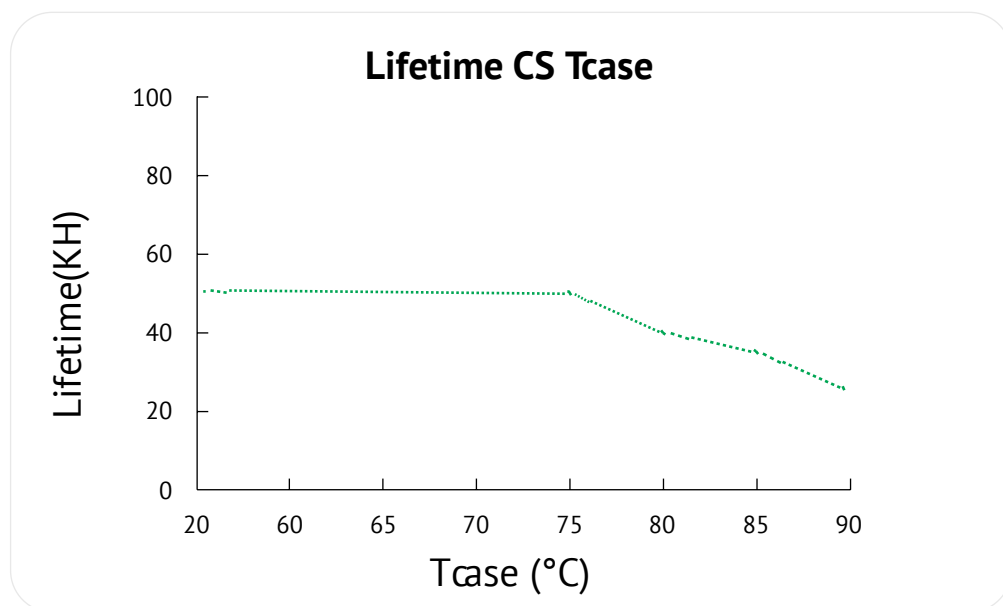
Length	70 mm	Weight	94 / g
Width	36 mm	Diameter	/ mm
Height	23 mm	Other requirements	/
Cable Size	170±15mm		
Packaging	L365 * W300 * H200 / One Carton 3 layers and 40pcs each layer, total120pcs/carton.		

Curve

Eff. VS Output current

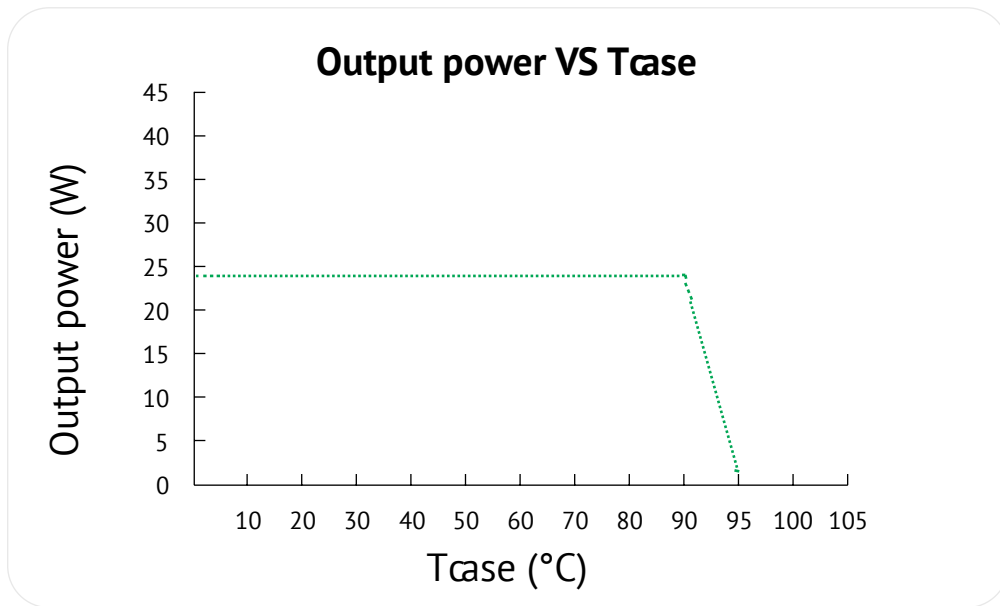


Lifetime VS Tcase



Curve

Output power VS Tcase



Output power VS Input voltage

