


PRODUCT PHOTO



SPECIFICATIONS

- Default driving method is constant voltage input
- CCT Range from 2000°K up to 6500°K
- This module is optional and can be connected as 5 Series 7 Parallel.
- Luminous flux range from 1166 lm to 2189 lm
- Efficacy of the module up to 163 lm/W
- CRI 80 is standart, CRI 70 and CRI 90 are available
- Outstanding system color tolerance MacAdam 3 over the full operating area
- Simple installation (e.g. screw)
- Long life-time > 60,000 hours
- 5 years guarantee at specified conditions



For your orders please call us:

+90 444 27 33

APPLICATIONS

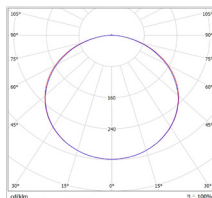


Tube Light

Cove Light

Panel Light

PHOTOMETRY

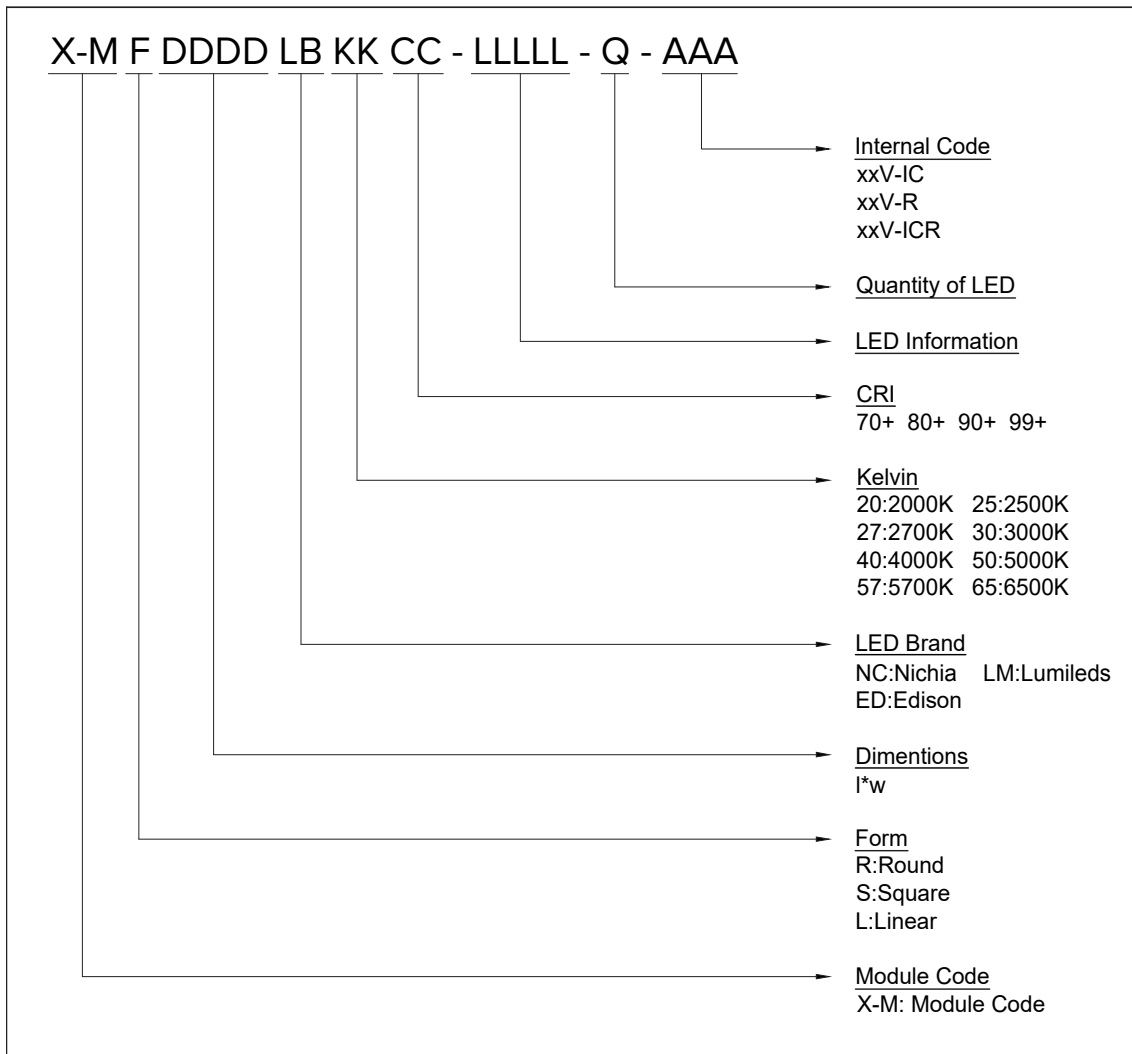


W/O LENS

TECHNICAL DATA

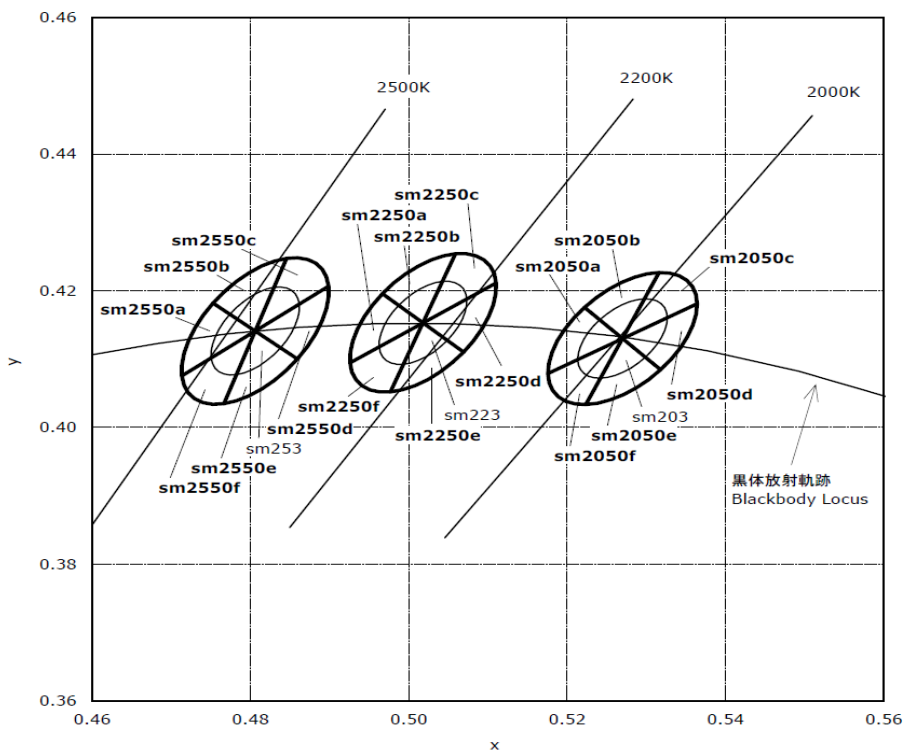
Beam Angle	120°
Ambient temperature range	-25° ~ +55°C
Tc max	85°C
Max. DC forward current	600 mA
Typical voltage of LED Module at max current	24V
Insulation test voltage	2kV
ESD classification	Class 1
Risk group (EN 62471:2008)	1
Type of protection	IPO0

ORDERING INFORMATION



1	2	3	4	5	6
X-ML15500NCxx-NFSW757H-35-24V-ICR MECHANICAL DRAWINGS					
A					A
B					B
C					C
SERBEST ÖLÇÜ TOLERANSLARI -DIN 2768-1 / General Tolerances for linear and angular dimensions (DIN ISO 2768-1)					
0.5 up to 3mm		over 3 up to 6mm		over 6 up to 30mm	
± 0.1		± 0.1		± 0.2	
over 30 up to 120mm		over 120 up to 400mm		over 400 up to 1000mm	
± 0.3		± 0.5		± 0.8	
Stock code No		MALZEME (MATERIAL)		AGIRLIK (WEIGHT)	
Revision		XXX		XXX	
Date		10.12.2019		TLS-001-10L15500NC-35-24V	
Sheet				OLÇEK / SCALE	
Drawn By		Kaan ALTINTEN		A4	
Checked By		Ibrahim OKMEN			
Approved By		Mesut CINAR			
TLS Teknoloji Sanayi ve Dis Ticaret A.S This drawing is our property. It cant be reproduced or communicated without our written agreement.					

CCT AND BINNING INFORMATION



DATASHEET

X-ML15500NCxx-NFSW757H-35-24V-ICR

TD Lighting Solutions

LEGAL NOTICE

Product information provided by TLS Teknoloji Sistemleri San ve Dış Tic AŞ ("TLS") in this document is believed to be correct and accurate. TLS reserves the right to change/correct the specifications and other data or information relating to products without notice but TLS accepts no liability for errors that may appear in this document, howsoever occurring, or liability arising from the use or application of any information or data provided herein. Neither the supply of such information, nor the purchase or use of products conveys any licence or permission under patent, copyright, trademark or other intellectual property right of TLS or third parties.

Products sold by TLS are subject to its standard Terms and Conditions of Sale that are available on request. No warranty is given that products do not infringe the intellectual property rights of third parties, and furthermore, the use of products in certain ways or in combination with TLS, or non-TLS furnished equipments/components may infringe intellectual property rights of TLS.

The purpose of this document is to provide information only and it may not be used, applied or reproduced (in whole or in part) for any purpose nor be taken as a representation relating to the products in question. No warranty or guarantee express or implied is made concerning the capability, performance or suitability of any product, and information concerning possible applications or methods of use is provided for guidance only and not as a recommendation. The user is solely responsible for determining the performance and suitability of the product in any application and checking that any specification or data it seeks to rely on has not been superseded.

Products are intended for normal commercial applications. For applications requiring unusual environmental requirements, extended temperature range, or high reliability capability (e.g. military, or medical applications), special processing/testing/conditions of sale may be available on application to TLS.

CONTACT

TLS Teknoloji Sistemleri San ve Dış Tic AŞ

Akçaburgaz Mahallesi 3080. Sokak No:5 Esenyurt / İstanbul / TURKEY

info@tsteknoloji.com
+90 444 27 33