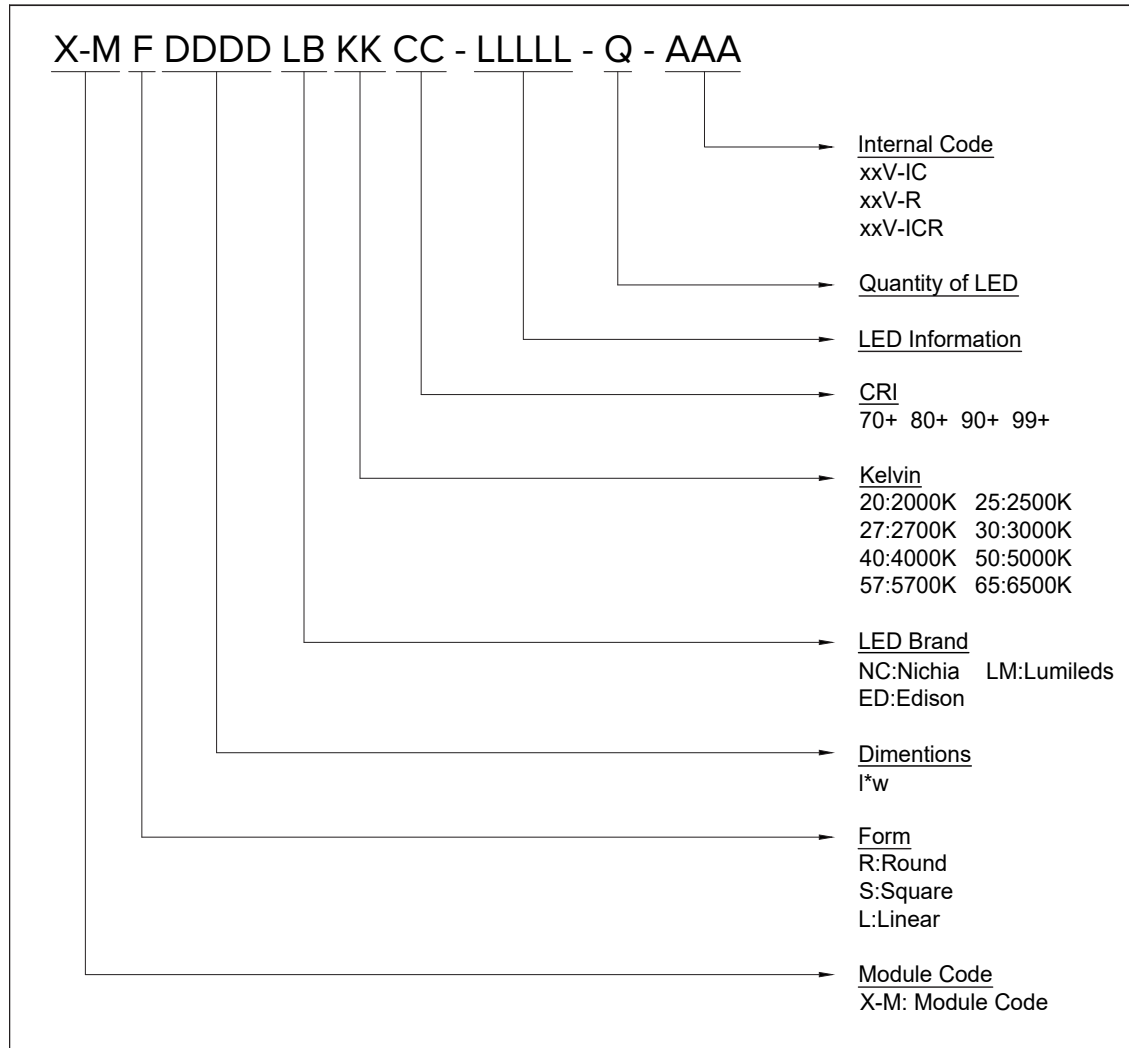


TECHNICAL DATA

Beam Angle	120°
Ambient temperature range	-25° ~ +55°C
Tc max	85°C
Max. DC forward current	400mA
Typical voltage of LED Module at max current	38V
Insulation test voltage	2kV
ESD classification	Class 1
Risk group (EN 62471:2008)	1
Type of protection	IP00

ORDERING INFORMATION



DRIVING CURRENT VS LUMEN OUTPUT SPECIFICATION

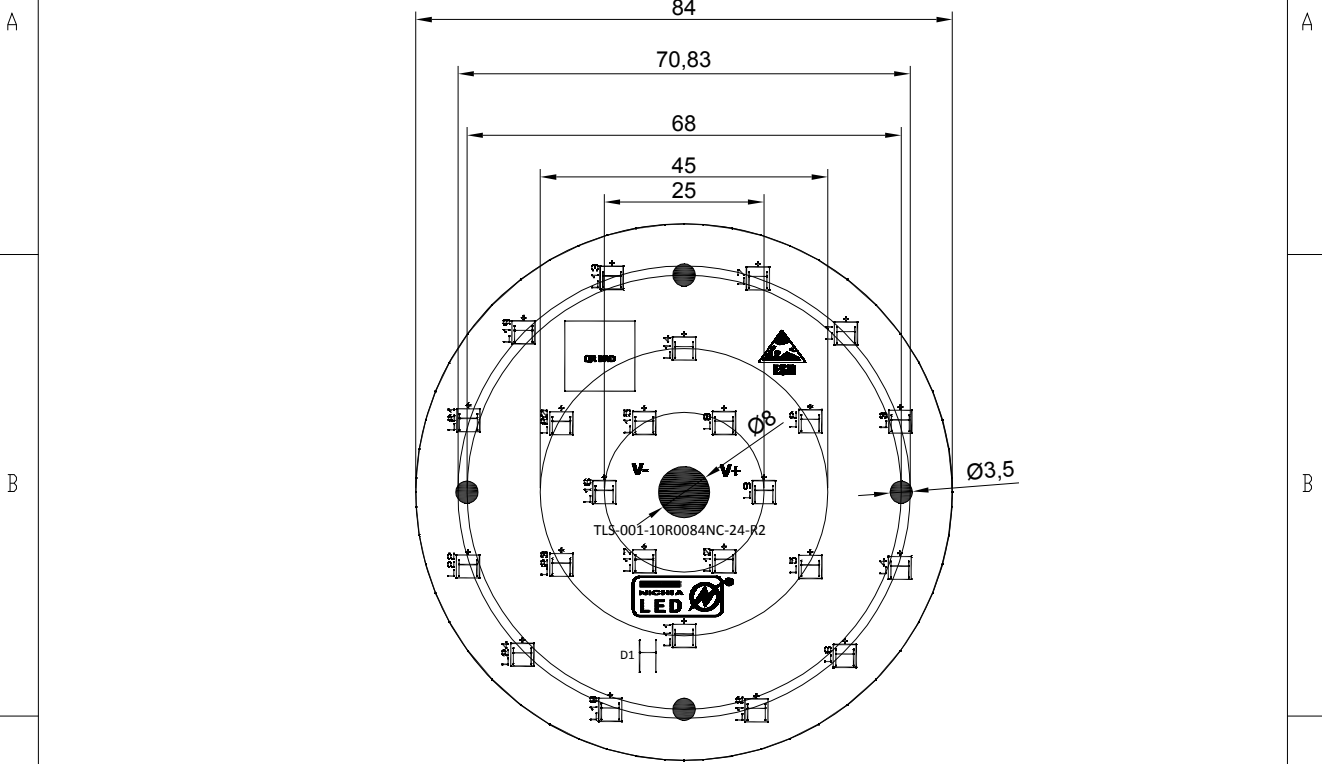
Common Characteristic [@Tj : 85°C];			
Module Code	X-MR0084NCxx-NF2W757GRV3-24		
PCB Material	ALU	Electrical Connection	
Operating Temperature (°C)	-40 ~ +85	Parallel	4
Storage Temperature (°C)	-40 ~ +55	Series	6
Thermal Conductivity (W/m-K)	1>	LED Quantity	24
LED	NF2W757GR-V3_R8000		
Correlated Color Temperature (CCT)	4000K		
Color Rendering Index (CRI)	80+		
Module Operating Voltage (V)	34,80	34,80	37,20
Module Operating Current (mA)	350	500	800
Branch Operating Current (mA)	88	125	200
Module Power (W)	12,18	17,40	29,76
Module Light Output (lm)	1.851	2.436	4.107
Module Efficiency (lm/W)	152	140	138
LED	30302D_SQ		
Correlated Color Temperature (CCT)	4000K		
Color Rendering Index (CRI)	80+		
Module Operating Voltage (V)	35,82	36,60	37,80
Module Operating Current (mA)	350	500	800
Branch Operating Current (mA)	88	125	200
Module Power (W)	12,54	18,30	30,24
Module Light Output (lm)	2.131	2.891	4.476
Module Efficiency (lm/W)	170	158	148

The table below shows how to Module Light Output changes depending on CCT (°K)

LED	Lumen Output Multiplier				
	2700°K (CRI 80)	3000°K (CRI 80)	4000°K (CRI 80)	5000°K (CRI 80)	6500°K (CRI 80)
NF2W757GR-V3_R8000	0,875	0,916	1	1	1
3030 2D-SQ	0,92	1,04	1,15	1,15	1,15

Relative luminous intensity versus CCT (°K)

X-MR0084NCxx-NF2W757GRV3-24 MECHANICAL DRAWINGS



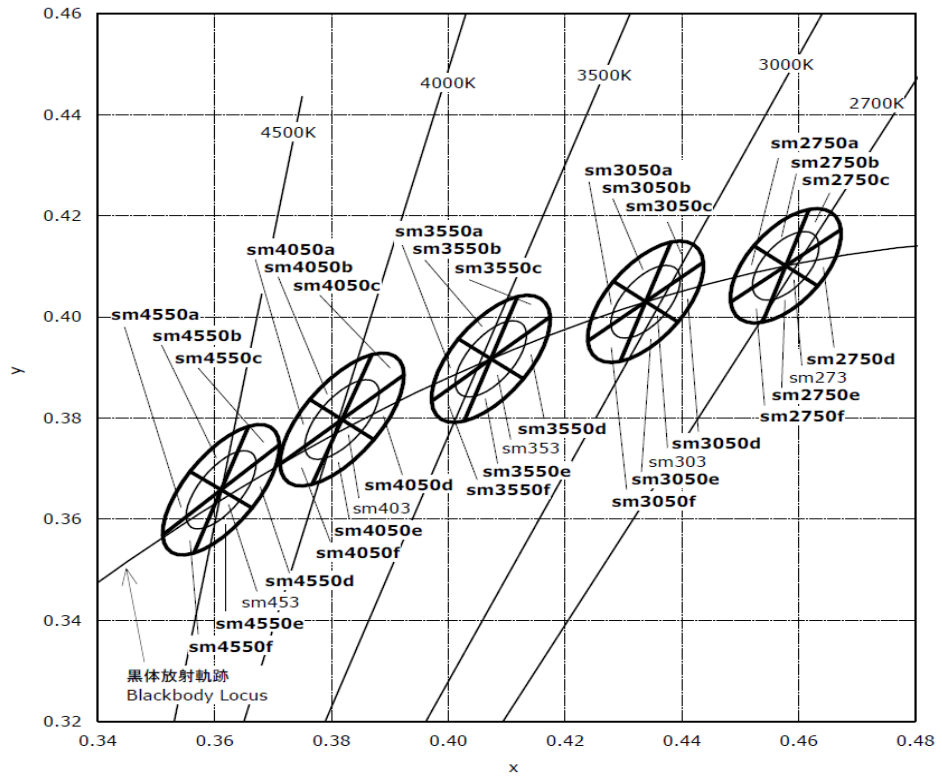
SERBEST ÖLÇÜ TOLERANSLARI -DIN 2768-1 / General Tolerances for linear and angular dimensions (DIN ISO 2768-1)

0.5 up to 3mm	over 3 up to 6mm	over 6 up to 30mm	over 30 up to 120mm	over 120 up to 400mm	over 400 up to 1000mm
± 0.1	± 0.1	± 0.2	± 0.3	± 0.5	± 0.8
Stock code No	MALZEME (MATERIAL)		AGIRLIK (WEIGHT)		
Revision	00	XXX	XXX		
Date	10.12.2019		TLS-001-10R0084NC-24-R2		OLÇEK / SCALE
Sheet					1 / 1
Drawn By	Kaan ALTINTEN				
Checked By	Ibrahim OKMEN				
Approved By	Mesut CINAR				

TLS Teknoloji Sanayi ve Dis Ticaret A.S

This drawing is our property. It cant be reproduced or communicated without our written agreement.

CCT AND BINNING INFORMATION



DATASHEET

X-MR0084NCxx-NF2W757GRV3-24

TD Lighting Solutions

LIFE TIME

MODEL NUMBER: NF2W757GR-V3

Test Summary:

Data Set	Case Temperature [°C]	Ambient Temperature [°C]	Drive Current [mA]	Lumen maintenance at 10K hours [%]	Chromaticity Shift ($\Delta u'v'$) at 10K hours	TM-21 Projection $L_{70}(10K)$ [hours]	TM-21 Projection $L_{80}(10K)$ [hours]	TM-21 Projection $L_{90}(10K)$ [hours]
1	55	> 50	100	98.1	0.0014	> 60600	> 60600	> 60600
2	55	> 50	150	98.3	0.0017	> 60400	> 60400	> 60400
3	55	> 50	200	98.2	0.0020	> 60500	> 60500	48300
4	85	> 80	100	96.4	0.0014	> 60600	> 60600	52500
5	85	> 80	150	96.3	0.0020	> 60400	> 60400	38800
6	85	> 80	200	93.9	0.0035	55900	35300	17100
7	105	> 100	100	92.3	0.0019	> 60600	43700	15500
8	105	> 100	150	93.4	0.0027	> 60400	57800	21000
9	105	> 100	200	90.7	0.0034	42800	26200	11600

LEGAL NOTICE

Product information provided by TLS Teknoloji Sistemleri San ve Dış Tic AŞ ("TLS") in this document is believed to be correct and accurate. TLS reserves the right to change/correct the specifications and other data or information relating to products without notice but TLS accepts no liability for errors that may appear in this document, howsoever occurring, or liability arising from the use or application of any information or data provided herein. Neither the supply of such information, nor the purchase or use of products conveys any licence or permission under patent, copyright, trademark or other intellectual property right of TLS or third parties.

Products sold by TLS are subject to its standard Terms and Conditions of Sale that are available on request. No warranty is given that products do not infringe the intellectual property rights of third parties, and furthermore, the use of products in certain ways or in combination with TLS, or non-TLS furnished equipments/components may infringe intellectual property rights of TLS.

The purpose of this document is to provide information only and it may not be used, applied or reproduced (in whole or in part) for any purpose nor be taken as a representation relating to the products in question. No warranty or guarantee express or implied is made concerning the capability, performance or suitability of any product, and information concerning possible applications or methods of use is provided for guidance only and not as a recommendation. The user is solely responsible for determining the performance and suitability of the product in any application and checking that any specification or data it seeks to rely on has not been superseded.

Products are intended for normal commercial applications. For applications requiring unusual environmental requirements, extended temperature range, or high reliability capability (e.g. military, or medical applications), special processing/testing/conditions of sale may be available on application to TLS.

CONTACT

TLS Teknoloji Sistemleri San ve Dış Tic AŞ

Akçaburgaz Mahallesi 3080. Sokak No:5 Esenyurt / İstanbul / TURKEY

info@tlsteknoloji.com
+90 444 27 33